




SEP-ERASE35

M35080 ERASER MANUAL




Stand alone M35080 Eeprom eraser with **auto-detect**.

It can erase the whole Eeprom including the 16 incremental registers.

It works on 35080 Eeprom starting from the first generation until the last one, including 35160.

In this way Eeprom can be programmed for countless times.



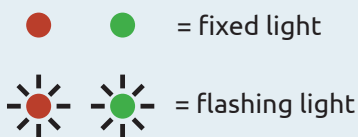
The kit includes:

1. Erasing base module;
2. 8 pins test clip;
3. Power supply 220w/12v.

> SUPPORTED EEPROM

- M35080
- M35080-3
- M35080-6
- M35080V6
- M35080VP
- 080D0WQ
- M35160
- 160D0WQ

Eeprom model	Erasing time
M35080 M35080-3 M35080-6	about 1 second
M35080V6 M35080VP 080D0WQ M35160 160D0WQ	about 8 seconds



How the spy leds works and related operations:

Leds	Operation
	Waiting for memory plugging
	Erasing
	Memory erased
	Defective memory *

* If the leds alternatively flash then the eeprom memory 35080 or 35160 is defective.

> ERASING INSTRUCTIONS

To erase the 35080/160 Eeprom, it must follow the procedure below:

1. Connect the clip to the eraser;
2. Switch on the eraser connecting it to its power supply;
3. The red LED must be always on;
4. Clip the Eeprom; the red LED will start to flash. When the Eeprom will become empty, the red LED will switch off, while the green one will be on.

If after twenty seconds the red LED is still flashing, it could be caused by one of these problems:

1. The Eeprom is not connected as well: try to clip it again;
2. The Eeprom is dirty: it has to be cleaned with some solvent;
3. The Eeprom is damaged: it has to be replaced;
4. The Eeprom is defective;
5. The Eeprom has been clipped on the wrong side: turn it and clip it in the correct way.

WARNING



The Eeprom is suddenly erased after being clipped, without asking any authorization.

To previously save the content you should do it before clipping it, using a Eeprom programmer for 35080/160, such as our **EECLIP** with SEP-EE35 clip.

When an Eeprom is erased, it's possible to erase a new one without switching off the eraser; all you have to do is clip the new Eeprom. The eraser will automatically detect it.

The contents of this document (texts, graphics, photographs) are property of Savi Elettronica Srl and are protected by italian and international copyright laws. Copy and reproduction is granted only for personal use. Any other use (commercial, educational, etc) it's forbidden and must be previously approved by the author.



SAVI Elettronica Srl - Società Unipersonale

C/da Popoleto, 14/B - 70011 Alberobello (Ba) - Italy

Tel. +39 (0)80 4324023 / +39 (0)80 2221223

Fax +39 (0)80 4327154 / +39 (0)80 2221224

www.minitools.it - info@minitools.it

C.F. / P.IVA / N.I. Reg.Imp.Bari 05948750723 - Capitale sociale € 20.000,00 I.V.